

# Dusk to Dawn

## Product Description

The Dusk to Dawn fixture has a beautiful design which same look as tradition dawn lights, but with a more solid led driver and best heat dissipation management, high performance illumination which last 50,000hrs, ideal for replacing 80-175w MH or HPS bulbs, with typical energy saving more than 80%

## Application

General area and security lighting, etc



## Electric Characteristic

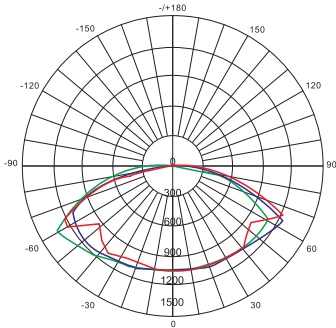
Specification/Model	LS-STL35W 5000K	LS-STL55W 5000K
LED Chips	Philip3030	
Input power	35W	55W
Lumens output	4550LM	7150LM
Efficiency	130LM/W	130LM/W
CRI	75	
Color Temperature	3000K/4000K/5000K	
Input voltage	100-277V UL Driver	
Lighting beam	150D	
Working temperature	-30-+60℃	
Junction temperature	< 75℃	
lamps efficiency	≥90%	
Certificates	UL, CUL, DLC	
Equivalent	80W-150W MH/HPS	120W-175W MH/HPS

Ordering Information

Example LS-STL35W 5000K

Product	Power	Replacement	Color Temperature	Photocell
LS-STL35W 5000K	35W	35W	30K 3000K 40K 4000K 50K 5000K	N not photocell Y yes photocell
LS-STL55W 5000K	55W	55W		

Photometrics

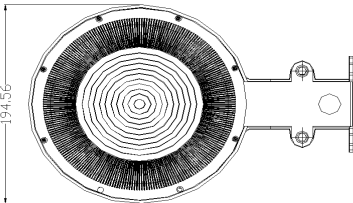
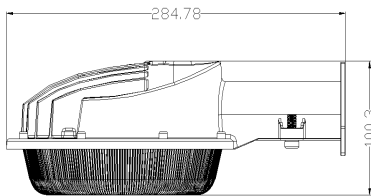


Projected LED Lumen Maintenance

Operating hours	0	25000	50000
Lumen maintenance factor	0	0.91	0.8

Data references the extrapolated performance projections for the Dusk to Dawn platform in 25°C ambient, based on 10,000 hours of LED testing(tested per IESNA LM-80-08and projected per IESNA TM-21-11)

Dimensions:



After sale Service:

The product refers to electric knowledge. Please don't disassemble it by yourself .If any quality problem happens,please contact the factory for warranty details.  
NOTE:Actual performance may differ as a result of end-user environment and application .All values are without notice