

# 9G LED Shoebox Light

## Product Description

Shoebox use best die-casting aluminum housing, anti-corrosion painting IP65 design. High-performance illumination that lasts 50,000HRS.20KV surge protection. Replace 200-1000W MH/HPS.

## Advantage

- UL certificate.
- Bright Chip, high CRI.
- IP65 driver, input voltage 100-277VAC.
- Output constant current lever can be Adjusted through output cable with 1-10V.
- No UV or IR in the beam.
- Easy to install and operate.
- Energy saving, long lifespan.
- Light is soft and uniform, safe to eyes.
- Instant start, NO flickering, NO humming.



## Applications

Outdoor basketball court, tennis court. Badminton court, the football field. The school playground, stadium. Community leisure entertainment plaza, road lamp etc.



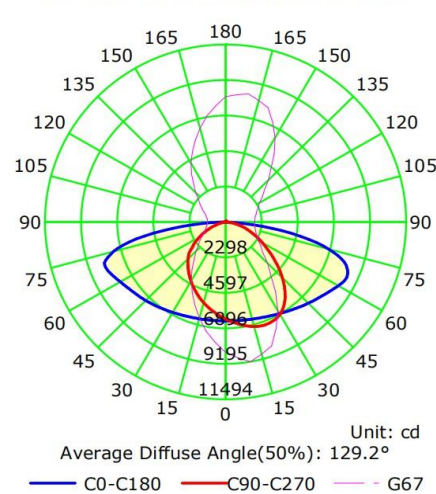
# 9G LED Shoebox Light

## Specifications

Model No.	LS-XX0710-100W-X-XXK(X XX)	LS-XX0715-150W-X-XXK(XXX)	LS-XX0720-200W-X-XXK(XXX)	LS-XX0724-240W-X-XXK(X XX)	LS-XX0730-300W-X-XXK(X XX)
Input Power	100W	150W	200W	240W	300W
Lumen	14000lm	21000lm	28000lm	33600lm	42000lm
Lumen Efficacy	140 LM/W				
Color Temperature	4000K, 4500K, 5000K, 5700K				
CRI	>80				
Viewing Angle	TYPEIII-M, TYPEIV-S, TYPE V -S				
Input Voltage	100-277VAC 50/60Hz				
PF	≥0.9				
THD	≤20%				
Driver Brand	China brand driver				
Driver Model					
Optional Accessory	Photocell / Surge protector/ Motion sensor				
LED Brand					
LED Type	SMD2835				
LED QTY					
Housing	Aluminum Alloy				
Housing Color	Black / Brown/white/Customized				
Waterproof Rating	WET (IP65)				
Operating Temperature	-40℃ TO 45℃				
Operating Humidity	20%-90% RH				
Storage Temperature	-40℃ TO 80℃				
Storage Humidity	10%-95% RH				
Warranty Time	5 Years				
Option Note					

## Photometrics

Luminous Intensity Distribution Curve



# 9G LED Shoebox Light

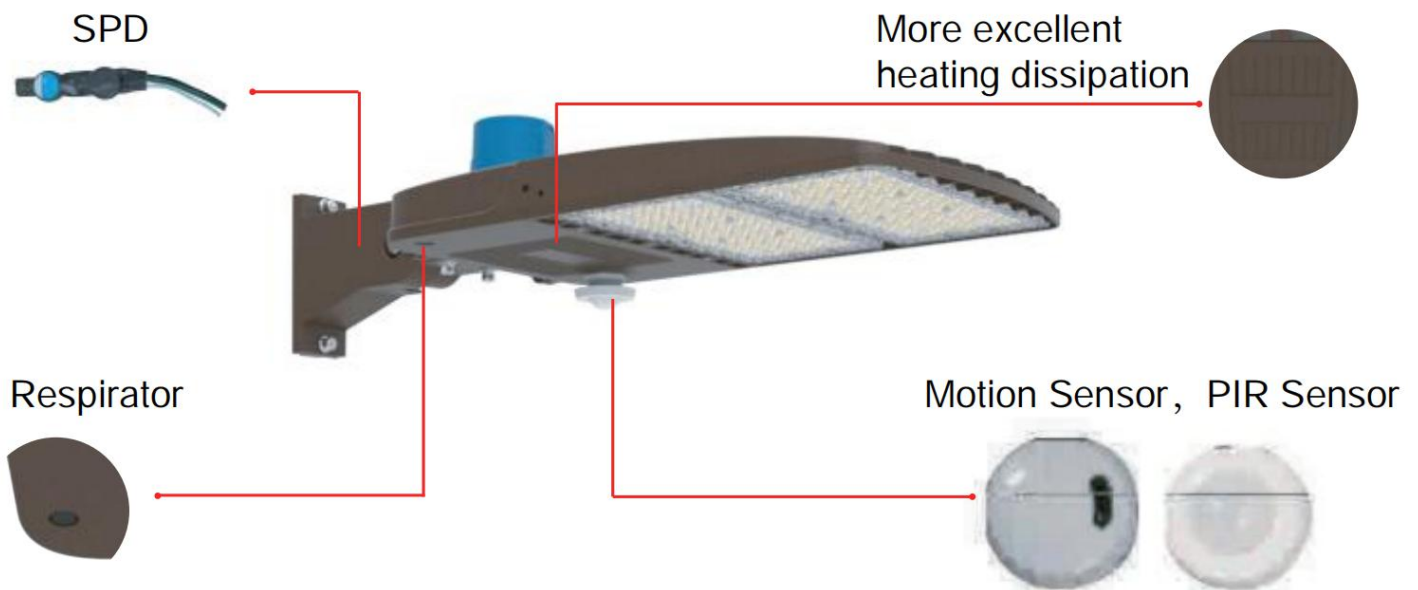
## Projected LED Lumen Maintenance

Operating hours	0	25000	50000
Lumen maintenance factor	1	0.91	0.8

Data references the extrapolated performance projections for the SHOEBOX LED platform in a 25°C ambient, based on 10,000 hours of LED testing (tested per IESNA LM-80-08 and projected per IESNA TM-21-11).

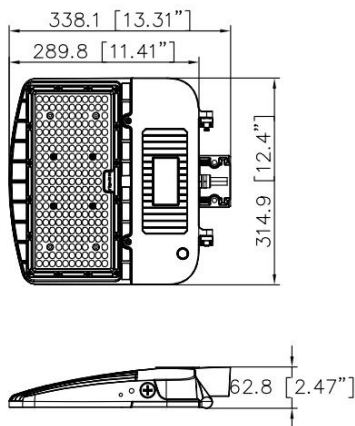
## Extended function

New Revolution, No Cover Plate, No Socket Base, No Shorting Cap: Saving 2USD

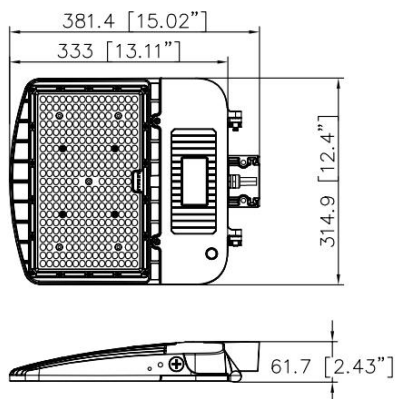


## Dimensions

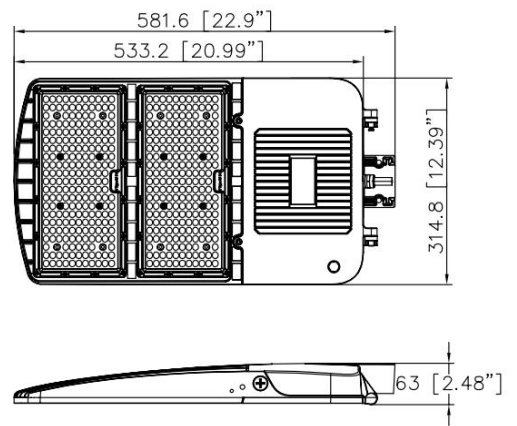
### 100W&150W



### 200W



### 240W&300W



# 9G LED Shoebox Light

## Packing info

### Carton:

Model	Carton Dimension	Qty/Carton	N.W	G.W
100W	18.11"*14.37"*5.71" 460*365*145mm	1PCS	2.85kg	3.76kg
150W	18.11"*14.37"*5.71" 460*365*145mm	1PCS	2.94kg	3.86kg
200W	19.84"*14.37"*5.71" 504*365*145mm	1PCS	3.16kg	4.02kg
240W	27.72"*14.37"*5.71" 704*365*145mm	1PCS	4.68kg	5.7kg
300W	27.72"*14.37"*5.71" 704*365*145mm	1PCS	4.88kg	5.9kg

### Bracket:

Bracket	Inner box	Outer box	Qty/Carton	N.W/pcs	G.W/pcs
Type A	9.25"*4.33"*3.54" 235*110*90mm	14.96"*9.29"*10.04" 380*236*255mm	8PCS	1.34kg	1.54kg
Type B	9.45"*6.61"*4.13" 240*168*105mm	17.32"*13.86"*10.24" 440*352*260mm	8PCS	1.78kg	1.98kg
Type C	6.93"*6.61"*3.94" 176*168*100mm	16.54"*13.86"*7.72" 420*352*196mm	8PCS	1.12kg	1.21kg
Type D	7.09"*7.09"*2.76" 180*180*70mm	14.80"*11.81"*7.87" 376*300*200mm	8PCS	1.32kg	1.52kg
Type E	15"*3.9"*3.39" 381*99*86mm	15.59"*14.33"*8.66" 396*364*220mm	8PCS	0.92kg	1.10kg

## Notice for User

Please turn off power before install or change assembly parts.

The input voltage and lamps should be matched, after connecting the power line,

Please make sure the wiring section is insulated.

No-professionals, must not install and disassemble the lamps.

## After-sale Service

The product refers to electrics knowledge. Please don't disassemble it by yourself.

If any quality problem happens, please contact the factory for warranty details.

NOTE: Actual performance may differ as a result of end-user environment and application. All values are without notice.